



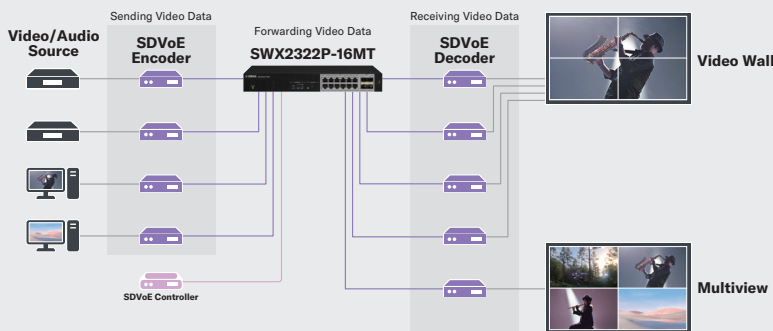
L3 SWITCH
SWX3220-16TMs
SWX3220-16MT
 L2 SWITCH
SWX2322P-16MT
SWX2320-16MT



10-GIGABIT/MULTI-GIGABIT SWITCHES FOR FLEXIBLE DEPLOYMENT IN HIGH-CAPACITY NETWORKS

Enhancing backbone networks has become crucial for businesses, concert halls, and other installations due to the rising demand for high-quality video and audio with low latency. By introducing switches that support 10-Gigabit/Multi-Gigabit Ethernet, our new lineup creates an ideal environment for backbone networks requiring high speeds, capacities, and capabilities. These new L3 intelligent switches support systems handling increased media traffic across multiple segments, while our L2 switches are perfect for transmitting single-segment audio and video media. Like our other existing products, this expanded lineup is also supported by Yamaha LAN Monitor and includes a range of features optimized for Dante systems.

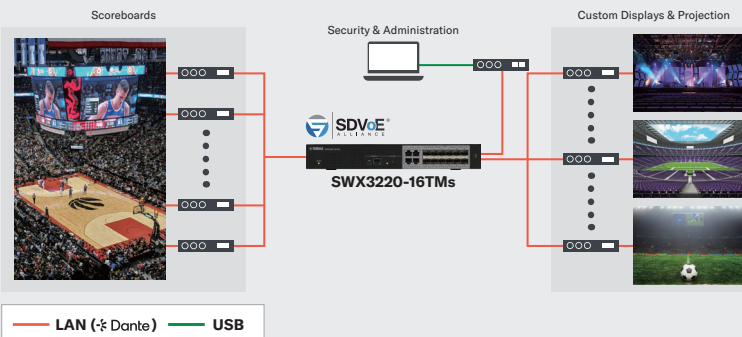
For PoE++ model



Simplifies cabling and provides flexibility in power delivery.

- All ports support 10 Gbit/s 12 PoE++ ports: max 90W per port (Total: 250W)
- 4 x SFP+ ports
- AV over IP preset: Audio for Dante, Video for SDVoE and NDI
- Supports PTPv2 TC

For Multiple SFP+ model

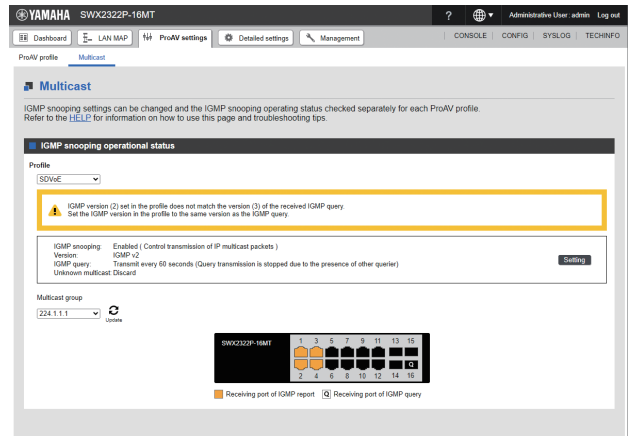
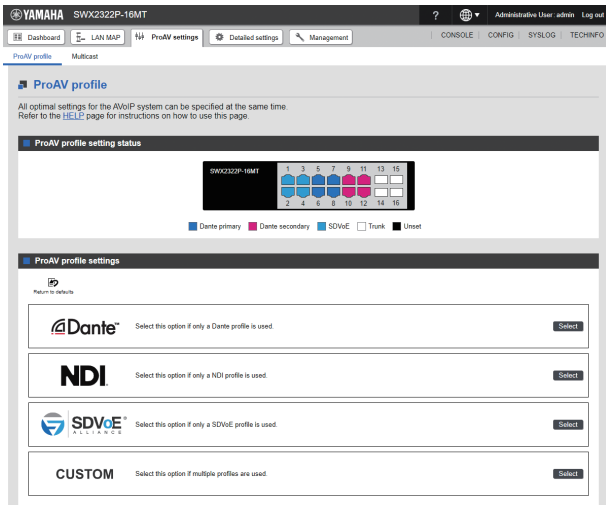


Fiber optic offer higher speeds and longer transmission distances with low noise.

- All ports support 10 Gbit/s
- 12 SFP+ ports: Optical cables provide long-distance, low-noise connectivity
- 4 x 10 GbE ports
- AV over IP preset: Audio for Dante, Video for SDVoE and NDI
- Supports PTPv2 TC

ONE-CLICK OPTIMIZATION

Clicking the “SDVoE Optimize Settings” button in the Web GUI will automatically update the switch’s IGMP snooping settings to optimize them for SDVoE. With one click, ProAV Settings in the Web GUI effortlessly assigns settings to ports for major ProAV profiles like Dante, NDI, and SDVoE, making it easier than ever to use both SDVoE and Dante on the same switch. Additionally, the ProAV Settings screen in the Web GUI allows you to quickly check multicast settings and operations, for faster and easier troubleshooting in ProAV networks.




L3 Switch

SWX3220-16TMs (Multiple SFP+ model)




SWX3220-16MT




L2 Switch

SWX2322P-16MT (PoE++ Model)



SWX2320-16MT



- 1 POWER indicator
- 2 mini-USB CONSOLE port
- 3 RJ-45 CONSOLE port
- 4 microSD indicator
- 5 microSD slot
- 6 LAN ports
- 7 SFP+ ports
- 8 Stack ID indicator
- 9 Fan
- 10 Power cord clamp attachment holes
- 11 Power supply inlet (three-pin connector, C14 type)



YAMAHA CORPORATION
P.O.BOX1, Hamamatsu Japan

<https://www.yamaha.com/2/proaudio/>

*All specifications are subject to change without notice.
*All trademarks and registered trademarks are property of their respective owners.